

PLEXO³ IP65 ENCLOSURES



ALL THE SPACE YOU NEED
WITH MAXIMUM CONVENIENCE
THROUGH MODULARITY



CATALOGUE
PAGES
→ INSIDE

IDEAL FOR A MULTITUDE OF APPLICATIONS

WITH IP65 RATING PROTECTION AND OPTIMISED DIMENSIONS, PLEXO³ ENCLOSURES CAN BE USED FOR DISTRIBUTION OF UP TO 36 MODULES.

The design of Plexo³ enclosures makes them suitable for use in outdoor and industrial applications, as well as in agricultural and photovoltaic installations.



CHARACTERISTICS

- Class II insulated enclosure
- Impact resistant reinforced polystyrene material
- IP65 - IK09
- Self-extinguishing: resistance to incandescent wire 650°C
- Conform to AS/NZS 3439.3 and IEC 62262 standards
- Colour
 - Box: light grey L750 A
 - Cover: dark grey R746 A
 - Marker holder: transparent blue
- Rated operating and insulation voltage of 400V a.c. 50/60 Hz
- 6 sizes of enclosures
 - 4 to 36 modules
 - 12 modules with 1 to 3 rows

STRONG WITH A HIGH IP65 RATING



High IP65 rating guaranteed for applications in damp places



Double closing point to ensure a good seal. Handle can be fitted with a lock, to guarantee safety.



Knockout cable entries at the top, bottom and sides of the enclosure. Can also be fitted with cable glands for easier cabling



IK09 for enhanced impact resistance (shock resistant polystyrene) for longer life time



CLEVER ACCESSORIES THAT SAVE YOU TIME

- Different sizes of direct piercing end caps can be mounted at the top, bottom and sides of the enclosure
- Cable glands can be fitted according to your requirements

DIRECT PIERCING END CAPS

- ISO membrane glands can be pierced directly by the cable
- Tool free fitting and removal
- IP65 guaranteed with the cable inserted.
- Larger cable capacity than a standard cable gland
- Cable held securely in the membrane gland


SPEED AND EASE OF INSTALLATION



Removable faceplate for easier maintenance of individual rows



Enclosures fitted with terminal blocks, which can easily be repositioned, at the top and bottom of the box



Rails can be removed one by one




Removable chassis for wiring outside the enclosure



DOOR AND ENCLOSURE ARE BOTH FULLY REVERSIBLE

It makes no difference whether the wiring runs from the top or the bottom.

MAXIMUM CONVENIENCE THROUGH MODULARITY



MATERIALS

- Box, cover, rail brackets, terminal brackets, hinge cover and faceplate: impact reinforced polystyrene
- Door: transparent polycarbonate
- Handle and door identifier indicator light: polycarbonate
- Handle bar: glass fibre-reinforced polycarbonate
- Entry glands: polypropylene + SEBS
- Cover/box screws and springs: stainless steel
- Other screws: zinc-coated steel
- Rails: galvanised steel

PLEXO³

PRODUCT INFORMATION



Self-extinguishing; resistance to incandescent wire 650°C
 AS/NZS 3439.3
 IP65 - IK09
 Class II insulated enclosure
 Door and enclosure fully reversible
 Removable chassis and faceplates from 2-row versions up
 2 position rail for modular products and moulded cases
 Spacing between rails 150 mm
 Lockable door handle, sealable cover and faceplate
 Shock-resistant polystyrene material
 Box colour light grey L750A, cover colour dark grey R746A
 Supplied with IP2X Earth and Neutral terminal blocks
 Spare blanking plate included as a standard for 12-24-36 modules

Pack	Cat.Nos	Enclosures 4 to 8 module	
		Number of rows	Number of modules
6	601974	1	4
6	601976	1	6
6	601978	1	8

Pack	Cat.Nos	Enclosures 12 modules per row	
		Number of rows	No. of 5 module blanking plates
1	601981	1	1
1	601982	2	2
1	601983	3	2

Pack	Cat.Nos	Accessories
1	01966	Key lock N° 850
1	01969	Fixing lugs Set of 4 wall mounting lugs
20	01961	Blanking plates 5, separable into modules or 1/2 module, Grey R746A
1	01955	Direct piercing end caps Pack consisting of 2 Ø32mm ISO end caps, 5 Ø25mm ISO end caps and 10 Ø20mm ISO end caps



Scan the QR code
for data sheet

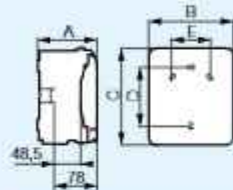


PLEXO³

DIMENSIONS

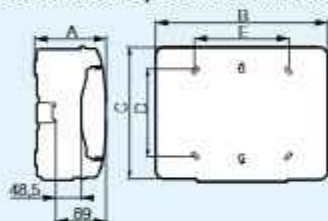
■ Dimensions

Enclosures 4, 6 and 8 modules



Cat.Nos	Dimensions (mm)				
	A	B	C	D	E
601974	115.6	128	200	120	-
601976	115.6	164	200	120	70
601978	115.6	200	200	120	106

Enclosures 12, 24 and 36 modules



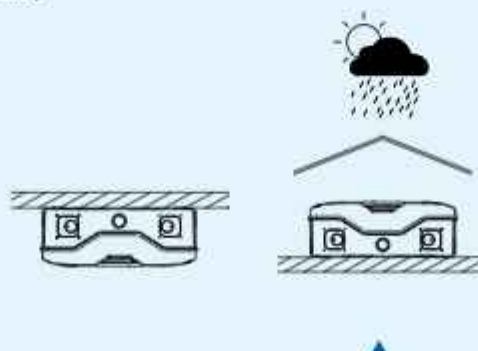
Cat.Nos	Dimensions (mm)				
	A	B	C	D	E
601981	141	340	282	180	180
601982	161	340	432	330	180
601983	161	340	622	480	180

■ Recommended installation positioning

To reach best performance and longevity, it is recommended that enclosures are sheltered from direct sunlight and rain in horizontal / inclined positioning



Vertical positioning



Horizontal / inclined positioning

■ Storage and installation temperature

601974/76/78 enclosure: -15°C to 55°C (+70°C/24H)

601981/82/83 enclosure: -25°C to 55°C (+70°C/24H)

Operating temperature: -25°C to 40°C

■ Number of knockouts on each side

Cat.Nos	Top / bottom			Left / right		
	Ø20mm	Ø25mm	Ø32mm	Ø20mm	Ø25mm	Ø32mm
601974	2	1	-	2	-	-
601976	4	1	-	2	-	-
601978	6	1	-	2	-	-
601981	7	2	2	-	-	2
601982	13	2	2	-	-	3
601983	13	2	2	-	-	4

■ Direct piercing end caps

Cat.No	Type	Number of end caps per pack	Ø	
			Min. (mm)	Max. (mm)
01955	ISO20	10	4	13
	ISO25	5	9	18
	ISO32	2	12	25

■ Earth and neutral terminal blocks

Cat.No	Earth bar	Neutral bar
601974	4 x 16mm ²	4 x 16mm ²
601976	4 x 16mm ²	4 x 16mm ²
601978	8 x 16mm ²	8 x 16mm ²
601981	13 x 25mm ²	13 x 25mm ²
601982	1 x 25mm ² + 16 x 16mm ²	1 x 25mm ² + 16 x 16mm ²
601983	1 x 25mm ² + 21 x 16mm ²	1 x 25mm ² + 21 x 21mm ²



TO DOWNLOAD
THE CATALOGUE
[SCAN THE QR CODE](#)



Legrand Australia

Building 4, Nexus Industry Park
43-47 Lyn Parade, Prestons NSW 2170
Tel.: 1300 369 777
www.legrand.com.au

HPM Legrand New Zealand

106-124 Target Road
Glenfield, Auckland 0627
Tel.: 0800 476 009
www.legrand.co.nz