

Data Sheet | Item Number: 2687-2143

Power supply unit; Eco 2; 1-phase; 24 VDC output voltage; 2.5 A output current; DC-OK LED

<https://www.wago.com/2687-2143>



Similar to illustration



Similar to illustration



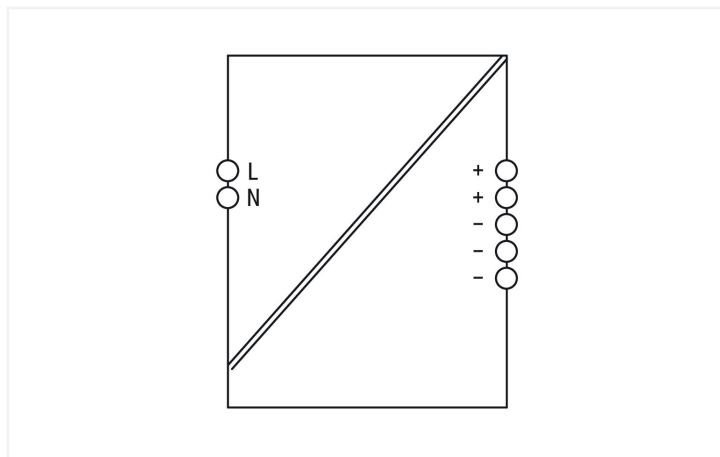
Similar to illustration



Similar to illustration



Similar to illustration



Features:

- Optical status indication
- Suitable for both parallel and series operation
- Natural convection cooling when horizontally mounted
- Connection technology with push-in termination and tool-free lever operation
- Electrically isolated output voltage (SELV/PELV) per EN 61010/UL 61010
- Marker slot (Item No. 2789-1233, not included) for WAGO's marking cards (WMB) and WAGO's marking strips

Technical data

Input

Phases	1
Nominal input voltage $U_{i, \text{nom}}$	1 x AC 100 ... 240 V
Input voltage range	1 x AC 90 ... 264 V
Nominal mains frequency range	50 ... 60 Hz
Input current I_i	≤ 0.5 A (230 VAC; nominal load); ≤ 1.1 A (100 VAC; nominal load)
Inrush current	≤ 20 A (after 1 ms)
Power factor correction (PFC)	Passive
Mains failure hold-up time	≥ 130 ms (230 VAC); ≥ 23 ms (110 VAC)

Output

Nominal output voltage $U_{o, \text{nom}}$	DC 24 V (SELV)
Output voltage range	DC 22 ... 29 V (adjustable)
Default Setting	DC 24 V
Nominal output current $I_{o, \text{nom}}$	2.5 A (24 VDC)
Nominal output power	60 W
Deviation	≤ 1 %
Residual ripple	≤ 20 mV (peak-to-peak, at 230 VAC)
Overload behavior	Constant power up to 130 %; shutdown and automatic restart in the event of a short circuit

Signaling and communication

Signaling	1 x LED DC OK (green)
-----------	-----------------------

Efficiency/power losses

Power loss P_i	≤ 0.1 W (no load); ≤ 6 W (nominal load)
Efficiency (typ.)	90.5 %

Circuit protection

Internal fuse	T 2 A / 250 VAC
Backup fusing (recommended)	16 A (for USA/Canada: 15 A)

Safety and protection

Isolation voltage (pri.-sec., AC)	3510 V
Protection class	II
Protection type	IP20; per EN 60529
Resistance to reverse feed	\leq DC 35 V
Overvoltage category	III (≤ 2000 m a. s.l.); II (>2000 m a. s.l.)
Pollution degree	2
Short-circuit-protected	Yes
Open-circuit-proof	Yes
Parallel operation	Yes
Series operation	Yes
MTBF	$> 1.100.000$ h

Connection data

Connection type 1	Input/output
Connection technology	Push-in CAGE CLAMP®
Solid conductor	0.2 ... 4 mm ² / 24 ... 12 AWG
Fine-stranded conductor	0.2 ... 4 mm ² / 24 ... 12 AWG

Physical data

Width	35 mm / 1.378 inches
Height	100 mm / 3.937 inches
Depth from upper-edge of DIN-rail	90 mm / 3.54 inches

Mechanical data

Mounting type	DIN-35 rail
---------------	-------------

Material data

Fire load	0 MJ
Weight	250 g

Environmental requirements

Ambient temperature (operation)	-25 ... +70 °C (Device starts at -40 °C (type-tested))
Ambient temperature (storage)	-40 ... +85 °C
Relative humidity	5 ... 96 % (no condensation permissible)
Derating	Siehe Typenschild/Handbuch
Climatic category	3K3 (per EN 60721)
Operating altitude (max.)	5000 m

Standards and specifications

Conformity marking	CE; UKCA
Standards/specifications	EN 61010-1 EN 61010-2-201 EN 61204-3 UL 61010-1 UL 61010-2-201 SEMI F47

Commercial data

ETIM 9.0	EC002540
ETIM 8.0	EC002540
PU (SPU)	1 pcs
Packaging type	Box
Country of origin	CN
GTIN	4066966480061
Customs tariff number	85044083900

Environmental Product Compliance


CAS-No.	1303-86-2 1317-36-8 7439-92-1 79-94-7
REACH Candidate List Substance	2,2',6,6'-tetrabromo-4,4'-isopropylidenediphenol Diboron trioxide Lead Lead monoxide
RoHS Compliance Status	Compliant,With Exemption
RoHS Exemption	6(c) 7(a) 7(c)-I 7(c)-II
SCIP notification number (Austria)	e017187f-9e94-48f1-87d8-dd2bb4c80249
SCIP notification number (Belgium)	48b90fd9-af9e-42fb-9817-40509f3746fc
SCIP notification number (Bulgaria)	be1e41b3-a542-4051-9b85-652f2f6d1a4d
SCIP notification number (Czech Republic)	23e57abf-4f13-4729-8ee6-037120462b0b
SCIP notification number (Denmark)	ce5521f3-89fa-46ed-b119-44241bcb9da
SCIP notification number (Finland)	af0ac358-7114-4f8c-8e4a-39cfc778c6d1
SCIP notification number (France)	7059bd10-bc24-4622-b9a7-52edb8b6ac4f
SCIP notification number (Germany)	15c620d6-5799-4bbb-8261-2cd43fe6fae6
SCIP notification number (Hungary)	f5d0f531-abaa-4b3f-aae9-38875074b6c5
SCIP notification number (Italy)	fb3cb27a-d888-4690-83cc-95d6d15b4906

Environmental Product Compliance

SCIP notification number (Netherlands)	a0188a42-c999-4daa-9d0d-92c37e10b6a3
SCIP notification number (Poland)	14ad6c5a-05de-4056-beeb-51cd36b95272
SCIP notification number (Romania)	596802ac-d363-4a11-95de-76252c1e49d6
SCIP notification number (Sweden)	4dc8b222-ea9a-4c84-82fa-83702da0254b

Approvals / Certificates


General approvals **Declarations of conformity and manufacturer's declarations**



Approval	Standard	Certificate Name
EAC GZO Almaty Standart	TP TC 004/2011	EAC CoC 03080
EAC GZO Almaty Standart	TP TC 020/2011	EAC CoC 03081
UL Underwriters Laboratories Inc.	UL 61010-2-201	UL_E255817

Approval	Standard	Certificate Name
EU-Declaration of Conformity WAGO GmbH & Co. KG	-	-
UK-Declaration of Conformity WAGO GmbH & Co. KG	-	-

Approvals for hazardous areas



Approval	Standard	Certificate Name
UL Underwriters Laboratories Inc. (HAZARDOUS LOCATIONS)	UL 121201	UL_E198726

Downloads

Environmental Product Compliance

Compliance Search

Environmental Product Compliance 2687-2143	↓
--	-------------------

Documentation

Manual

Product Manual Power supply unit; Eco 2; 1-phase; 24 VDC output voltage; 2.5 A output current	V 1.0.0 19.03.2024	pdf 6561.51 KB	↓
---	-----------------------	-------------------	-------------------

Instruction Leaflet

Stromversorgung; Eco 2	V 1.0.0 10.10.2023	pdf 2364.21 KB	↓
------------------------	-----------------------	-------------------	-------------------

CAD/CAE-Data

CAD data

2D/3D Models
2687-2143

