

NEW^ Wall Mounted KMTC Models

ASTG09/12KMTC^ / AOTG09/12KMTC

ASTG18/22/24KMTC^ / AOTG18/22/24KMTC

ASTG30/34KMTC / AOTG30/34KMTC

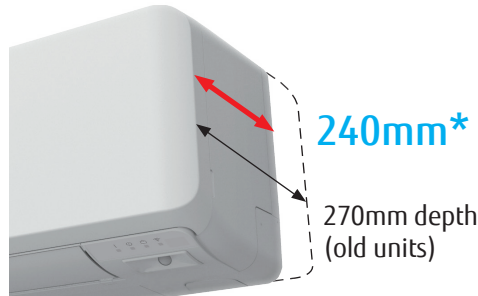


ASTG18/22/24KMTC model shown.

SLIM AND MODERN DESIGN

Designed to be less obtrusive and integrate seamlessly with the room's interior, the new ASTG18/22/24KMTC models within the range are slimmer than the previous Fujitsu lifestyle units by 30mm* in depth.

The matte finish and smooth edges create a modern aesthetic to suit contemporary homes.



ENERGY EFFICIENT

The lifestyle range of wall mounted reverse cycle air conditioning units are Fujitsu General's most efficient. An improved star rating for heating mode has been achieved across the ASTG18/22/24KMTC product range, along with an improved star rating in cooling mode on the ASTG18KMTC model. Other energy management features include Human Sensor Control, Economy Mode and Weekly Timers.



ASTG18KMTC model

HUMAN SENSOR CONTROL

An intelligent feature which detects movement of people to deliver optimum efficiency and temperature control. When in operation, if the sensor detects no movement in a room after 20 minutes, the air conditioner will automatically switch to energy saving operation, modifying the temperature to minimise energy consumption.

When movement is detected within the room, the air conditioner reverts back to its previous setting.



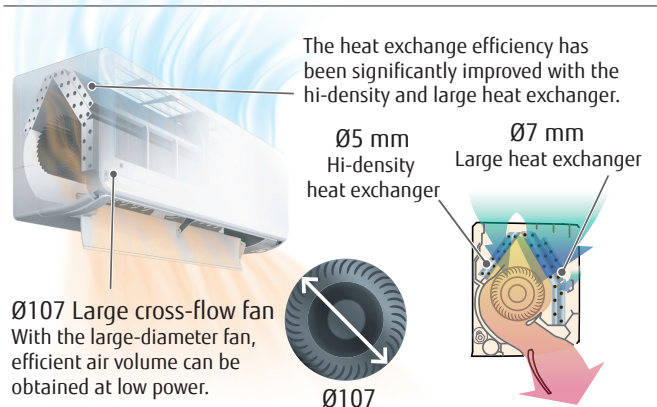
COMFORT AND CONVENIENCE

Comfort and convenience features across the lifestyle range allow the air conditioning unit to reach a desired room temperature quickly and efficiently. The units indoor and outdoor fans can run at a lower speed for quieter operation as is recognised whilst operating in low noise and super quiet modes.

AIR QUALITY

Air quality is maintained throughout the home with the apple-catechin# filter. Fine dust, invisible mould spores and harmful microorganisms are absorbed onto the filter by static electricity and further growth is inhibited and deactivated by the polyphenol ingredient extracted from apples.

UPGRADED HEAT EXCHANGER



*Applicable to ASTG18/22/24KMTC models only. ^NEW indoor chassis. #This filter is replaceable. Refer to operating manual for details.

FUJITSU GENERAL ASSIST

TECHNICAL SUPPORT

Fujitsu General Assist deploys factory trained technicians in Sydney, Melbourne, Brisbane, Adelaide and Perth and provides access to dedicated Service Agents in all other parts of Australia. These technicians are well equipped with the necessary tools and spare parts to enable them to resolve issues onsite, promptly, offering customers a high first time fix rate and seamless experience.

EXCEPTIONAL AFTER SALES SERVICE

At Fujitsu, we pride ourselves on providing exceptional customer service. Fujitsu General Assist is our in-house customer care and technical support department which was implemented to deliver a high level of support and accessibility to our customers.



PEACE OF MIND

Fujitsu believe in the quality and reliability of every air conditioner we sell, providing a 5 years warranty for domestic applications.



Model No.	Indoor Unit		ASTG09KMTC	ASTG12KMTC	ASTG18KMTC	ASTG22KMTC	ASTG24KMTC	ASTG30KMTC	ASTG34KMTC	
	Outdoor Unit		AOTG09KMTC	AOTG12KMTC	AOTG18KMTC	AOTG22KMTC	AOTG24KMTC	AOTG30KMTC	AOTG34KMTC	
Operation Type			Reverse Cycle	Reverse Cycle	Reverse Cycle	Reverse Cycle	Reverse Cycle	Reverse Cycle	Reverse Cycle	
Power Source	V / Ph / HZ		240 / 1 / 50	240 / 1 / 50	240 / 1 / 50	240 / 1 / 50	240 / 1 / 50	240 / 1 / 50	240 / 1 / 50	
Capacity	Cooling	kW	2.50 (0.90-3.60)	3.50 (0.90-4.10)	5.00 (1.00-6.50)	6.00 (1.10-7.50)	7.10 (1.10-8.30)	8.50 (2.90-10.50)	9.40 (2.90-11.20)	
	Heating	kW	3.20 (0.90-5.30)	3.70 (0.90-6.10)	6.00 (1.05-8.70)	7.20 (1.10-9.40)	8.00 (1.10-10.10)	9.00 (2.20-11.20)	10.30 (2.70-11.70)	
Input Power	Cooling	kW	0.53 (0.25-1.04)	0.89 (0.25-1.29)	1.16 (0.24-1.68)	1.58 (0.24-2.30)	2.08 (0.24-3.15)	2.46 (0.58-3.85)	2.78 (0.59-4.03)	
	Heating	kW	0.66 (0.25-1.61)	0.79 (0.25-1.89)	1.28 (0.14-2.42)	1.70 (0.14-2.63)	1.91 (0.14-3.00)	2.34 (0.50-4.01)	2.84 (0.60-4.24)	
EER	Cooling	kW / kW	4.71	3.93	4.31	3.80	3.41	3.45	3.38	
COP	Heating	kW / kW	4.84	4.68	4.69	4.24	4.19	3.84	3.63	
Star Rating	Cooling		5	3.5	4	3	2.5	2	2	
	Heating		5	4.5	5	4	4	3	2.5	
Running Current	Cooling / Heating	amps	3.0 / 3.5	4.2 / 4	5.1 / 5.6	6.8 / 7.4	8.9 / 8.3	10.4 / 10.1	11.7 / 11.9	
Moisture Removal		l / hr	0.3	1.0	1.3	2.3	2.7	2.5	3.5	
Noise Level	Indoor Sound Pressure (High/Quiet)	Cooling	dBA	40 / 19	40 / 19	46 / 29	48 / 29	49 / 29	51 / 33	52 / 34
		Heating	dBA	40 / 21	42 / 21	46 / 29	48 / 29	49 / 29	51 / 33	51 / 33
	Outdoor Sound Pressure (Cooling/Heating)		dBA	46 / 46	49 / 49	47 / 48	49 / 52	54 / 52	50 / 54	50 / 54
	Outdoor Sound Power		dBA	61	64	61	65	66	67	67
Air Circulation (Indoor - High Fan) Cooling / Heating		l / sec	194 / 197	194 / 214	283 / 283	294 / 294	325 / 325	389 / 389	389 / 389	
Net Dimensions H x W x D	Indoor Unit	mm	270 x 834 x 222	270 x 834 x 222	280 x 980 x 240	280 x 980 x 240	280 x 980 x 240	340 x 1,150 x 280	340 x 1,150 x 280	
		kgs	10	10	12.5	12.5	12.5	18.5	18.5	
	Outdoor Unit	mm	542 x 799 x 290	542 x 799 x 290	716 x 820 x 315	716 x 820 x 315	716 x 820 x 315	830 x 900 x 330	914 x 970 x 370	
		kgs	32	32	42	42	42	60	74	
Piping Connections (Liquid / Suction)		mm	Ø6.35 / Ø9.52	Ø6.35 / Ø9.52	Ø6.35 / Ø12.70	Ø6.35 / Ø12.70	Ø6.35 / Ø12.70	Ø9.52 / Ø15.88	Ø9.52 / Ø15.88	
Max. Pipe Length (Precharged Length)		m	20 (15)	20 (15)	30 (15)	30 (15)	30 (15)	75 (20)	75 (30)	
Max. Height Difference		m	15	15	25	25	25	30	30	
Operation Range	Cooling	°CDB	-10 to 46	-10 to 46	-10 to 46	-10 to 46	-10 to 46	-10 to 46	-10 to 46	
	Heating	°CDB	-15 to 24	-15 to 24	-15 to 24	-15 to 24	-15 to 24	-15 to 24	-15 to 24	
Refrigerant			R32	R32	R32	R32	R32	R32	R32	

OPTIONAL PARTS

Wired Remote Controller : UTY-RNRYZ2
External Input and Output PCB : UTY-XCSXZ2

Simple Remote Controller : UTY-RSRY, UTY-RHRY
Communication Kit : UTY-TWRXZ2

External Connect Kit : UTY-XWZXZ5


Note : Specifications are based on the following conditions.

Cooling : Indoor temperature of 27°CDB / 19°CWB, and outdoor temperature of 35°CDB / 24°CWB.

Heating : Indoor temperature of 20°CDB / (15°CWB), and outdoor temperature of 7°CDB / 6°CWB.

•Other company and product names mentioned herein may be registered trademarks, trademarks or trade names of their respective owners.

•Actual products' colours may be different from the colours shown in this printed material.



Please refer to specifications before installation and servicing this product. Only persons and/or companies qualified and experienced in the installation, service and repair of refrigerant products should be permitted to do so. The purchaser must ensure that the person and/or company who is to install, service or repair this air conditioner has qualifications and experience in refrigerant products. Suitable access for warranty and service is required. Future improvement, specifications, designs of product and availability are subject to change without notice. All Capacity and Energy Efficiency ratings are based on AS/NZS3823.2. Running current is at rated conditions (AS3823) and does not include compressor start-up or variations in power supply and load conditions.

Copyright© 2019 Fujitsu General Australia. All rights reserved. 30FNP36-1808E

FUJITSU GENERAL AUSTRALIA
ABN 55 001 229 554
A SUBSIDIARY OF FUJITSU GENERAL LIMITED
www.fujitsugeneral.com.au
EMAIL contact@fujitsugeneral.com.au
PHONE 1300 882 201